




Appendix A: CSA Performance Monitoring

Priority: Anti-Social Behaviour including Environmental

Lead: TBC

Proxy Measure / Indicator	Baseline '10/11	Oct - Sep		Diff.
		2010/11	2011/12	
Percentage of people who perceive a high level of ASB in their local area (KCVS) (Kent excluding Medway)	4.5%	4.1%	2.0%	▼ 2.1
<p>The percentage of people who perceive a high level of ASB in their local area has decreased across Kent with only Canterbury showing an increase in concern. The greatest improvement in perception of ASB has been reported in Thanet, with 1.7% of the population perceiving a high level of ASB compared to 7.8% in the previous year.</p> <p>A greater emphasis is now placed on a harm based approach to ASB and part of this is to monitor satisfaction levels via the ASB satisfaction survey. One of the key performance indicators (as referenced in the Policing Plan) is to increase the 'percentage of those reporting ASB who are satisfied with the overall service'. Year ending September 2012 data shows 82.8% of people were satisfied with the service, exceeding the 2012/13 target of 79.3%.</p>				
Aims / Actions		Progress		
1	Countywide ASB Case Management system established to enable data sharing across all agencies of incidents and actions taken			
Develop a countywide case management system:- Piloted in a designated Area; and subsequently rolled-out countywide		The ASB case management system continues to be developed with partner agency project management and financial support. The initial development phase has prepared a product description of what is needed, utilising knowledge/products from existing systems. Phase two has commenced with two software developers working on the system. It is on schedule for testing towards the start of Q4 of the financial year.		
2	Countywide ASB protocols established to ensure consistency in reporting and dealing with ASB issues across all agencies			
Develop a countywide multi-agency protocol agreed by all partners		Following a lengthy period of consultation the draft partnership strategy and minimum standards will be considered by the Kent Community Safety Partnership (KCSP) on the 1 st November 2012.		

Key to Progress against Actions:-

 Complete	 In Progress	 Incomplete
---	---	--

Appendix A: CSA Performance Monitoring

Priority: Domestic Abuse

Lead: Stuart Beaumont (Chair of Kent & Medway Domestic Abuse Strategy Group)

Proxy Measure / Indicator	Baseline '10/11	Oct - Sep		Diff.
		2010/11	2011/12	
Number of Domestic Abuse Incidents (Kent excluding Medway)	17,748	18,041	18,293	▲ 1.4%
% of repeat victims of Domestic Abuse (Kent excluding Medway)	23.8%	23.8%	24%	▲ 0.2
% of repeat MARAC cases (Multi-Agency Risk Assessment Conference) (Kent excluding Medway)	14.9%	17.7%	21.2%	▲ 3.5

During the last six months (Apr '12 to Sept '12) the number of domestic abuse incidents reported to Kent Police has increased in seven of the twelve districts/boroughs across Kent compared to the same period in the previous year with the highest total number and frequency of incidents per 1,000 population so far this year reported in Thanet.

In Kent (excluding Medway) over the last 12 months (Oct'11 – Sep'12) there have been 887 Multi-Agency Risk Assessment Conferences (MARACs) with 188 repeat cases (21.2%). Compared to the same period in the previous year there have been an additional 203 MARACs in Kent and an increase in the percentage of repeat cases from 17.7%. Just over half of all referrals to the MARACs came from the Police.

Please note, since the requirement to conduct Domestic Homicide Reviews (DHR) came into effect on 13th April 2011 seven DHRs have been commissioned across Kent and Medway with two further cases to be considered for review on 1st November by the DHR Core Group. Five occurred in 2011/12 (3 in Kent and 2 in Medway) and at the time of writing this report a further four domestic homicides took place in Kent during the current year (2012/13).

Aims / Actions		Progress
3	Provide support to victims of domestic abuse through one generic pathway for all involved in domestic abuse to provide and access advice and support	
Create a website portal for all domestic abuse services for Kent and Medway	The website is now in operation, business cards and posters are being distributed to partners to start raising awareness but the official launch of the website is 28 th November 2012. <i>The following is a link to the website: www.domesticabuseservices.org.uk</i>	
4	Protect victims of domestic abuse through support and development of specialist support services to help victims of domestic abuse through both criminal and civil justice routes.	
Ongoing training for staff; Increased provision of Specialist Domestic Violence Courts (SDVC); and Delivery of Parenting Information Programme (PIP)	There are currently three Special Domestic Violence Courts (SDVC) in operation across Kent, however the recent IDVA* Needs Analysis identified the need for an additional SDVC to be based in Folkestone Magistrates Court providing a service for the Dover, Ashford and Shepway areas. <i>*IDVA – Independent Domestic Violence Advisors</i> All magistrates and court staff covering SDVCs have received specialist DA training. Ongoing training and further development of SDVCs is being monitored/implemented by the County SDVC Project Board. FSC have commissioned Domestic Abuse Children's Services which are due to be operational at the end of October.	
5	Work with agencies to secure a sustainable level of financial and operational commitment to address domestic abuse issues.	
Establish a sustainable, domestic abuse budget with a centralised joint commissioning process	A report on IDVA commissioning was presented to the KCSP group in July 2012. Work is ongoing to secure commitment to the proposed commissioning model led by Sarah Billiald. <i>*IDVA – Independent Domestic Violence Advisors</i>	

Appendix A: CSA Performance Monitoring

Priority: Substance Misuse

Lead: Head of Kent Drug and Alcohol Action Team

Proxy Measure / Indicator		Baseline '10/11	Apr - Mar		Diff.
			2010/11	2011/12	
Number of drug users completing treatment successfully		896	as baseline	887	▼ 1%
Number of alcohol users completing treatment successfully		887	as baseline	958	▲ 8%
			Q1 2011/12	Q2 2011/12	
Proportion of drug users completing treatment successfully who do not re-present to treatment within 6 months.		N/A	83%	88%	▲ 5
Updated figures are currently unavailable as the National Treatment Agency (NTA) won't be releasing new figures until early/mid November.					
Quarter 4 2011/12 experienced the highest number of drug users completing treatment successfully across the previous four quarters and there continues to be a strong performance of primary substance alcohol clients exiting treatment services free from dependence.					
Re-presentation reporting has recently been instigated by the National Treatment Agency and will be monitored as the information is increased. <i>Re-presentation reporting relates to those who have not re-presented to treatment within a 6 month period of successfully leaving treatment.</i>					
Aims / Actions		Progress			
6	Improve understanding of local prevalence of problematic drug use in Kent				
Central management and analysis of needle drops data, collected by each local authority and KCC waste management to assist with developing plans with local authorities and advising treatment providers on areas to target campaigns		Community Safety Partnerships (CSPs) continue to discuss actions and outcomes surrounding any drugs litter finds in their area, local commissioned treatment agencies ensure their involvement in resolving any problems. KDAAT will conduct an annual review at the end of 2012/13 of the collated information to inform future plans.			
7	Increase the uptake of substance misuse services available for people with drug and/or alcohol problems				
Work with local police custody suites to increase numbers of detainees, prioritising trigger offenders, referred into the Drug Intervention Programme (DIP) and Alcohol Arrest Referral Service. As well as working with Probation, IOMU and DIP to target prolific offenders and encourage them to access treatment and building targeted interventions for offenders in the community.		A current pilot being conducted at Margate custody suite on Drug Testing on arrest which targets trigger offenders is currently being evaluated. Drug Intervention Programme (DIP) workers continue to attend the relevant CSP meetings in their area.			
8	Increase the uptake of substance misuse services available for people with drug and/or alcohol problems				
Establish Alcohol and Cannabis Penalty Notice for Disorder (PND) diversion scheme		The diversion scheme is in place and running; KDAAT and Kent Police are monitoring activity and outcomes with a report due at the end of 2012/13.			
9	Increase the uptake of substance misuse services available for people with drug and/or alcohol problems				
Community safety partnerships to promote and raise awareness of local substance misuse services		Commissioned Treatment Agencies continue to attend the relevant CSP meetings, promoting available services and referral routes, which in turn are promoted by the partner agencies attending the meetings.			

Appendix A: CSA Performance Monitoring

Priority: Acquisitive Crime

Lead: Steve Corbishley (Head of Partnership and Communities Command, Kent Police)

Proxy Measure / Indicator		Baseline '10/11	Oct - Sep		Difference
			2010/11	2011/12	
Level of Theft and Handling Stolen Goods (exc. Medway)		24,150	24,582	22,655	▼ 7.8%
Level of Domestic Burglary (exc. Medway)		4,354	3,962	4,657	▲ 17.5%
<p>The Force experienced large reductions in Theft and handling during the last 12 months, only Ashford, Gravesham and Shepway have seen small increases during this time.</p> <p>The October 2011 to September 2012 figures show increases in domestic burglary for all of the districts with the exception of Maidstone (Ashford and Tonbridge & Malling have the largest increases). The force responded to the rise in burglaries by targeting high volume offences and offenders by way of the National Intelligence Model (NIM) processes and management through Tasking and Coordination on Divisions and at Force level. Active criminal targeting was carried out by each of the divisions, with the most prolific of these being supported at a Force level through additional support coordinated through the Force Tasking & Coordination Group (TCG). The Force have identified domestic burglary as a risk in the future months leading up to Christmas (from the predictive calendar) and have therefore set up operations in order to prevent volumes of this crime type from increasing further (as experienced during October to December last year).</p>					
Aim / Actions		Progress			
10	Reduce Burglary incidents both residential and non-residential				
Share information and target individuals committing crime; Increase security at vulnerable premises.		Crime Prevention Design Advisors (CPDA) are now embedded within the direct control of Kent Police Partnership and Communities Command. Extensive work is being progressed by the CPDA's in support of extra training for frontline officers within this action. In addition, Kent Police are prioritising Burglary in its county wide "STAY SAFE" campaigns. This included the Summer Campaign, and will continue in the Autumn campaign.			
11	Reduce levels of shoplifting and focus on prevention and deterrence.				
Provide advice on designing out crime; Pursue banning orders.		Crime Prevention Design Advisors (CPDA) as mentioned above continue to be a driving force in this action. In addition, we are in the process of training the majority of our Neighbourhood policing teams to be able to carry out crime prevention surveys in domestic household settings. This is ongoing from our last update			
12	Reduce theft of metal				
Participate in the metal days of action as lead by British Transport Police; Raise awareness with the public and educate Scrap Metal Dealers regarding the law; Raise awareness amongst the community and reduce the number of incidents of metal theft from places of worship and schools.		Kent Police continue to work with British Transport Police (BTP) and the national programme to tackle metal theft which has resulted in continued reductions. By way of example:- April to September 2012 the force experienced a 25.7% reduction in metal theft compared the same time period last year. 'Days of Action' continue on a monthly basis in Kent. In addition Kent Police have commenced a new project on metal theft reduction which is being led by a senior project manager in Kent Police. The most recent days of action took place on 11 th October 2012. Over 25 of Kent's scrap metal dealers were visited and a number of offences were identified.			

Appendix A: CSA Performance Monitoring

Priority: Violent Crime

Lead: Steve Corbishley (Head of Partnership and Communities Command, Kent Police)

Proxy Measure / Indicator		Baseline '10/11	Oct - Sep		Diff.
			2010/11	2011/12	
Level of Violent Crime (exc. Medway)		18,404	18,111	18,219	▲ 0.6%
Level of Violence against the Person (VAP) (exc. Medway)		16,630	16,408	16,480	▲ 0.4%
The largest percentage increases in violent crime have occurred in Ashford, Gravesham and Sevenoaks (although Sevenoaks are low in volume by comparison).					
Violent Crime continues to be a priority area of business and Kent Police are working extensively with the Night Time Economy (NTE) business community to continually reduce crime in this specific time frame. The Kent Community Alcohol Partnership is the largest of its kind in the country. The work of this partnership focuses on responsible attitudes to drinking, and this impacts on alcohol related violent crime.					
Aim / Actions		Progress			
13	Reduce alcohol related violence.				
Ensure premises are being managed in accordance with legislation and make them safer by design to reduce the risk of confrontation; Encourage the licensed trade to use polycarbonate drinks vessels and bottles,		The strong intervention by partners through the Kent Community Alcohol Partnership and via Licensing Officers has continued to contribute to a robust control and monitoring ethos in Kent. Awareness campaigns and requirements on licenses have produced a good take-up of safer drinking vessels. A good practice guide for night time economy premises has been circulated via the Kent Police Business Crime Advisory Group.			
14	Engage with young people as victims, citizens and offenders and share information in order to better understand the picture of violent crime involving young people.				
Progress youth engagement in schools and identify further media options for better communication with young people (e.g. social networking sites); Establish those young people who are at risk of becoming victims of violent crime and sexual exploitation and work with partners to take positive steps to divert them away from committing or becoming victims of violent crime.		80,000 students have been reached in the last two years with the Kent Police 'Is it worth it?' Anti-Social Behaviour School Tour. This message focuses on the impact of alcohol on ASB and on violent crime. This innovative school based programme continues in 2012 with the next tour currently taking place across schools between 8 th and 26 th October 2012. The new initiative, known as STATUS (stay Safe and Tell Us) mentioned in the last progress report is going from strength to strength. This includes a safe online website for young people and 24 engagement events across the county in 2012/13. Full details can be viewed on www.thisisstatus.com			
15	To prevent first time offending, prevent re-offending and reduce the risk of young people becoming victims of violent crime.				
Use education, diversionary and restorative approaches where appropriate as well as enforcement to protect young people from those who unlawfully sell or supply them with alcohol.		This continues to be daily business for Kent Police who actively target under age sales in conjunction with Trading Standards. It is a key element of the Kent Community Alcohol Partnership. We also continue to work with retailers to progress the Challenge 25 initiative. There remains a significant issue with parents giving alcohol to their children and we are working to address this. In addition, the problem of "proxy sales" (adult buying for child) continues.			

Appendix A: CSA Performance Monitoring

Priority: Road Safety

Lead: Steve Griffiths (Director Community Safety, Kent Fire and Rescue Service)

Proxy Measure / Indicator		Baseline (Jan-Dec '10)	Jul - Jun		Diff.
			2010/11	2011/12	
Number of all KSI casualties (Killed or seriously injured)		545	600	548	▼ 8.7%
<p>The overall KSI casualty figures have been on downward trend for a number of years now and this has continued so far into 2012. The most recent detailed analysis around trends and geographic hotspots was included in the RTC district profiles, these are currently being updated to reflect 2011 data. This showed that the CSPs with the most casualties per 10,000 population were Dartford followed by Ashford and that the ones with the least were Canterbury followed by Gravesham. For more detailed information including the identified priorities for each CSP please see the RTC district profiles.</p> <p><i>NB. All 2012 data is unvalidated and therefore subject to change - final figures will be released in April 2013</i></p>					
Aim / Actions		Progress			
16	Increase road safety amongst vulnerable and high risk road user groups				
Expand the License 2 kill programme; Promote road safety for powered 2 wheeled vehicles through programmes such as new fire bike; and Explore the possibility of establishing a Kent Road Safety Centre		Licence 2 Kill events have been expanded to include army recruits from Brompton Barracks and the events planned for delivery in November are fully booked. The Firebike scheme has taken delivery of the new fire bike and is being used at events/courses alongside the existing fire bike. The new 'Biker Down' course continues to be a success and has received a Prince Michael road safety award. The scheme has been adopted by a number of other fire services nationally. Preliminary work and discussions have taken place in regard to establishing a Kent and Medway road safety centre following the unanimous support previously received. The development of the centre is moving forward with a project team being formed and a potential site identified.			
17	Increase the opportunities for training for Kent's road users				
Increase the range of driver awareness courses available as an alternative to enforcement and penalties and improve the driver/rider training sessions		Various discussions have been held and research into other areas is underway and this is linked to establishing a Kent and Medway road safety centre. The development of the centre is moving forward with a project team being formed and a potential site has been identified. The care group held a road traffic collision (RTC) practitioners workshop in September where priorities were agreed and work commenced on developing multi-agency key road safety education messages.			
18	Raise the profile of road safety amongst district and community safety groups				
Produce district profiles that detail high risk areas and individuals; Undertake a series of presentations to community safety groups to raise the importance of road safety and the impact it has on the Kent economy; and Expand Speed watch (parish led prevention activity)		District profiles have been completed and distributed to Community Safety Partnerships (CSPs) to help inform road safety actions within the CSPs. Meetings have also been undertaken with managers or co-ordinators from the CSPs to discuss/explain the profiles. These profiles are in use and have influenced priorities and activity across the county.			